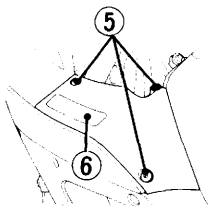
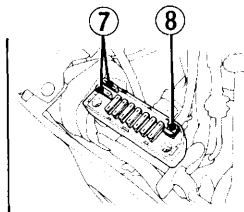


To replace any fuses in the fuse box (4), remove the hex bolts (5) and left inner cover (6). Spare fuses (7) are located in the fuse box. Pull the old fuse out of the clips with the fuse remover (8). Push a new fuse into the clips and install the fuse box cover.



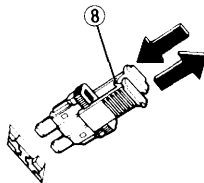
(5) Hex bolts
(6) Left inner cover



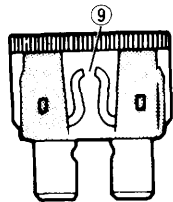
(7) Spare fuses
(8) Fuse remover

⚠ WARNING

* **Never use a fuse with a different rating from that specified. Serious damage to the electrical system or a fire may result, causing a dangerous loss of lights or engine power.**



(8) Fuse remover



(9) Blown fuse