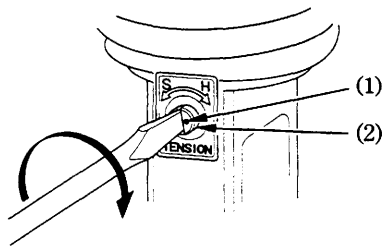


Tension damping:

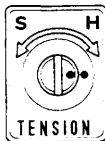
There are three damping force adjustment positions. The position at which the dots (1) align is the standard position.

To increase the damping force turn the adjuster (2) 180° or 270° clockwise from the standard position.



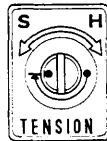
- (1) Dots
- (2) Damping adjuster

Damping Force 1



STANDARD

Damping Force 2



Rotate 180°

Damping Force 3



Rotate 270°