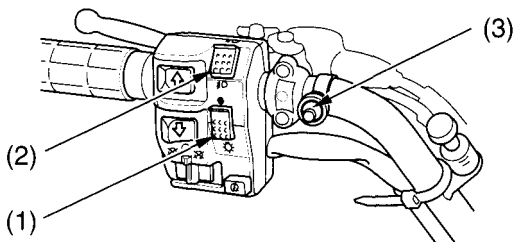


Controls & Features

Headlight Switch





LEFT HANDLEBAR









(1) headlight switch

(2) headlight dimmer switch

(3) horn button



 ON
 OFF

 HI
 LOW

The headlight switch (1) is used to turn the headlight ON () or OFF (). To operate, turn the switch to ON () or OFF ().

Headlight Dimmer Switch



The headlight dimmer switch (2) is used to change between the high and low beams of the headlight. To operate, turn the switch to HI () for high beam, LO () for low beam.

Horn Button

The horn is used to alert other motorists. To operate, push the horn button (3).