







Controls & Features

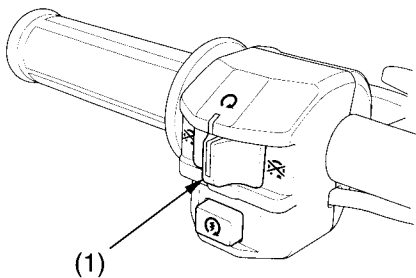
Engine Stop Switch



The engine stop switch (1) is used to stop the engine in an emergency. To operate, slide the switch to either OFF () position. The switch must be in the RUN () position to start the engine, and it should normally remain in the RUN () position even when the engine is OFF.

If your ATV is stopped with the ignition switch ON () and the engine stop switch OFF (), the battery will discharge. Turn the ignition switch OFF () to prevent battery discharge.

LEFT HANDLEBAR



(1) engine stop switch

 OFF

 RUN