




Labels (ED type)

The following pages describe the label locations and their meanings. Some labels warn you of potential hazards that could cause serious injury. Others provide important safety information. Read this information carefully and don't remove the labels, because it is important for the labels to be stored on the ATV.

Parents of young riders should make sure their youngsters read and understand the label information before allowing them to ride.

If a label comes off or becomes hard to read, contact your dealer for a replacement.

There is a specific symbol on each label. The meanings of each symbol and label are as follows.

| | |
|---|---|
|  | Read instructions contained in Owner's Manual carefully. |
|  | Read instructions contained in Shop Manual carefully. In the interest of safety, take the ATV to be serviced only by your dealer. |
|  | DANGER (with RED background) You WILL be KILLED or SERIOUSLY HURT if you don't follow instructions. |
|  | WARNING (with ORANGE background) You CAN be KILLED or SERIOUSLY HURT if you don't follow instructions. |
|  | CAUTION (with YELLOW background) You CAN be HURT if you don't follow instructions. |