





## Instruments (Continued)

### BRIGHTNESS

You can adjust the backlight brightness to one of the eight levels or select the auto adjustment.

#### Automatic Brightness Control P.203

- 1 Select the "AUTO" (auto adjustment) or brightness level using the **SEL**  (up) or **SEL**  (down) button.
  - u Press and hold the **SEL**  (up) or **SEL**  (down) button to move the menu quickly.
- 2 Press the **MODE** button. The backlight brightness setting is set, and then the display returns to the upper level hierarchy.

12:34		SETTING	0 mph
FUNCTION	DISPLAY MODE		6
LAP TIME	SHIFT INDICATOR		7
			8
<b>DISPLAY</b>	<b>BRIGHTNESS</b>		<b>AUTO</b>
GENERAL	BACKGROUND		1
			2
SERVICE	USER LETTER		3