


Fork Oil Adjustment

1. Remove the front suspension (page 98).
2. Disassemble the fork outer tube (page 100).
3. Disassemble the fork damper (page 105).

Fork Oil Capacity:

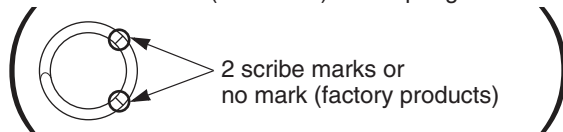
(CRF450RX)

Standard 27.4 lbf/in (4.8 N/mm) Fork Spring



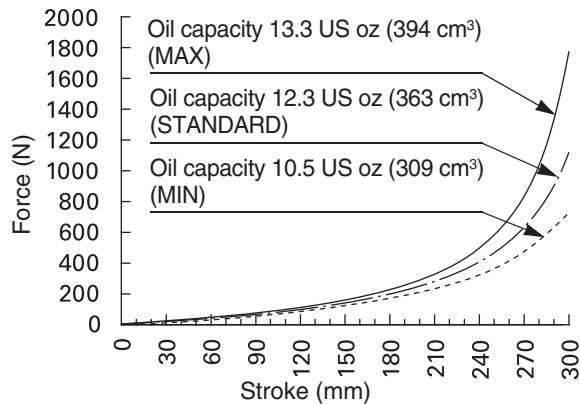
(CRF450R/RWE)

Standard 28.6 lbf/in (5.0 N/mm) Fork Spring

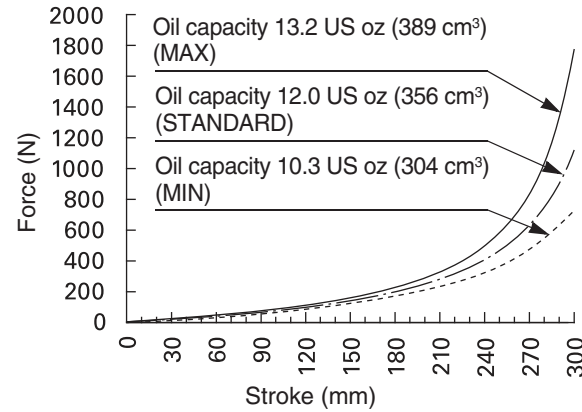


Standard oil capacity	CRF450RX	12.3 US oz (363 cm ³)	
	CRF450R/RWE	12.0 US oz (356 cm ³)	
Maximum oil capacity	CRF450RX	13.3 US oz (394 cm ³)	Slightly stiffer as it nears full compression.
	CRF450R/RWE	13.2 US oz (389 cm ³)	
Minimum oil capacity	CRF450RX	10.5 US oz (309 cm ³)	Slightly softer as it nears full compression.
	CRF450R/RWE	10.3 US oz (304 cm ³)	

Example: Front fork characteristics when a standard spring (CRF450RX)




(CRF450R/RWE)




(CRF450RX)

Optional Soft 26.3 lbf/in (4.6 N/mm) Fork Spring



(CRF450R/RWE)


Optional Soft 27.4 lbf/in (4.8 N/mm) Fork Spring



Standard oil capacity	CRF450RX	12.2 US oz (361 cm ³)	
	CRF450R/RWE	12.2 US oz (361 cm ³)	
Maximum oil capacity	CRF450RX	13.3 US oz (392 cm ³)	Slightly stiffer as it nears full compression.
	CRF450R/RWE	13.3 US oz (394 cm ³)	
Minimum oil capacity	CRF450RX	10.4 US oz (307 cm ³)	Slightly softer as it nears full compression.
	CRF450R/RWE	10.5 US oz (309 cm ³)	


(CRF450RX)

Optional Stiff 28.6 lbf/in (5.0 N/mm) Fork Spring



(CRF450R/RWE)

Optional Stiff 29.7 lbf/in (5.2 N/mm) Fork Spring



Standard oil capacity	CRF450RX	11.8 US oz (350 cm ³)	
	CRF450R/RWE	11.8 US oz (350 cm ³)	
Maximum oil capacity	CRF450RX	12.9 US oz (381 cm ³)	Slightly stiffer as it nears full compression.
	CRF450R/RWE	13.0 US oz (383 cm ³)	
Minimum oil capacity	CRF450RX	10.0 US oz (296 cm ³)	Slightly softer as it nears full compression.
	CRF450R/RWE	10.1 US oz (299 cm ³)	

4. Assemble the fork damper (page 110).
5. Refilling the fork oil (page 101).
6. Install the front suspension (page 102).