
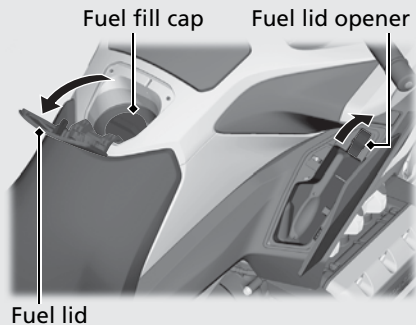


Refueling

Opening the Fuel Fill Cap

- 1 Open the fairing pocket.  P.129
- 2 Slide the fuel lid opener to open the fuel lid.
- 3 Turn the fuel fill cap counterclockwise and remove it.




Do not fill with fuel above the lower edge of the filler neck.

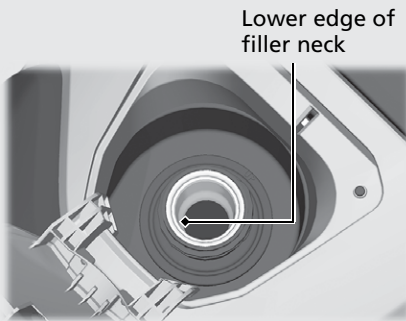
Fuel type: Unleaded gasoline only

Recommended fuel octane number:

Pump Octane Number (PON) 86 or higher.

Tank capacity: 5.5 US gal (21 liters)

Refueling and Fuel Guidelines  P.15



Closing the Fuel Fill Cap

- 1 After refueling, be sure to tighten the fuel fill cap firmly by tightening it clockwise until it clicks.
- 2 Close the fuel lid by pushing it into the locks.
- 3 Close the fairing pocket.

WARNING

Gasoline is highly flammable and explosive. You can be burned or seriously injured when handling fuel.

- Stop the engine, and keep heat, sparks, and flame away.
- Handle fuel only outdoors.
- Wipe up spills immediately.