



## Switches *(Continued)*

NC750XD



### **Torque Control switch**

Torque Control level setting and  
Torque Control on/off.  P.56


### **Shift up switch (+)**

To shift up the gear.  P.68


### **Headlight dimmer**

-  : High beam
-  : Low beam

### **Turn signal switch**

 Pressing the switch turns the turn signal off.

### **Shift down switch (-)**

To shift down the gear.  P.68

### **Horn button**

 **Hazard switch**  P.50

