

## REPLACEMENT/AIR BLEEDING

### ▲WARNING



*The engine must be cool before servicing the cooling system, or severe scalding may result.*

### NOTE:

When filling the system or reserve tank with a coolant (checking coolant level), place the motorcycle in a vertical position on a flat, level surface.

Remove the screw and radiator cap.

Remove the drain bolt on the water pump cover and drain the system coolant.




Remove the rear fender (page 2-4).

Remove the fuse box.

Disconnect the radiator reserve tank siphon tube and drain the reserve tank coolant.

Empty the coolant and rinse the inside of the reserve tank with water.

Connect the siphon tube to the radiator reserve tank.



Install the water pump cover drain bolt with a new sealing washer, tighten the bolt securely.

