
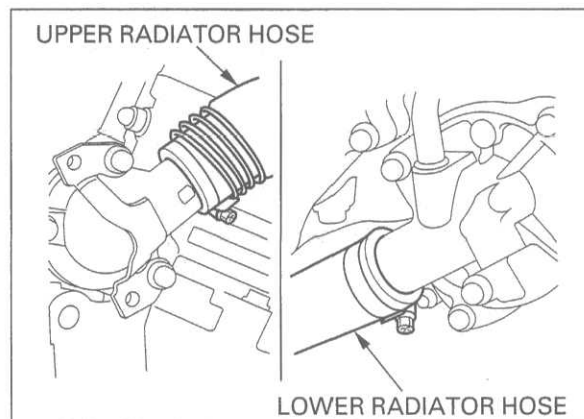


ENGINE REMOVAL/INSTALLATION

Connect the clutch cable to the clutch lifter arm. Install the clutch cable guide onto the right crankcase cover and tighten the bolts securely.




Connect the lower radiator hose to the water pump cover and tighten the clamp screw securely. Connect the upper radiator hose to the thermostat housing and tighten the clamp screw securely.



Install the drive sprocket with its "15T" mark facing outward. Install the washer and tighten the special bolt to the specified torque.

TORQUE: 54 N·m (5.5 kgf·m , 40 lbf·ft)



Install dowel pins and drive chain guide plate.

