


Remove the valve spring cotters using the special tools as shown.

TOOLS:

- Valve spring compressor 07757-0010000
- Valve spring compressor attachment 07959-KM30101

CAUTION:

To prevent loss of tension, do not compress the valve springs more than necessary to remove the cotters.




Remove the following:

- Spring retainer
- Valve spring
- Valve
- Stem seal
- Spring seat

NOTE:

Mark all parts during disassembly so they can be placed back in their original locations.



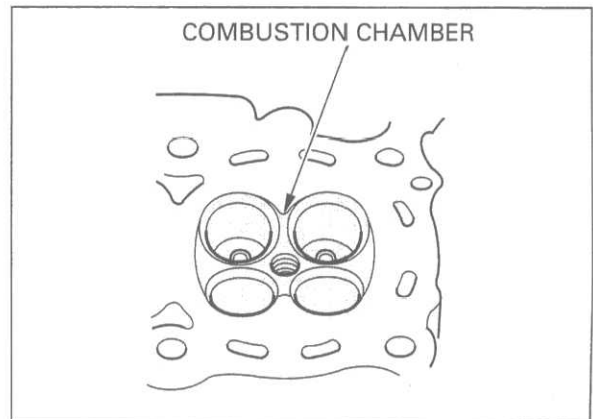
CYLINDER HEAD INSPECTION

CYLINDER HEAD

Remove carbon deposits from the combustion chambers. Check the spark plug hole and valve areas for cracks.

CAUTION:

Avoid damaging the gasket surface.



Check the cylinder head for warpage with a straight edge and feeler gauge.

SERVICE LIMIT: 0.10 mm (0.004 in)

