


RIGHT CRANKCASE COVER REMOVAL

Drain the engine oil (page 3-12).


Remove the clutch cable holder SH bolts and clutch cable holder, then disconnect the clutch cable from the clutch arm.

Remove the oil filler cap/dipstick.

Remove the right crankcase cover SH bolts and right crankcase cover.



Remove the gasket and dowel pins.




CLUTCH LIFTER INSPECTION

Remove the clutch lifter piece.

Remove the clutch lifter arm, return spring and washer.

Check the return spring for fatigue or damage.

Check the clutch lifter arm shaft for wear or bending.



Check the needle bearings for wear, damage or loose fit.

Check the oil seal for fatigue or damage.

