



NOTE:

The shift forks have location marks.


- "R" for right
- "C" for center
- "L" for left



Face the shift fork identification marks to the clutch side. Install the shift forks and shift fork shaft.



Apply a locking agent to the shift drum bearing set plate bolt threads. Install the shift drum bearing set plate with their "OUT" mark facing out. Install and tighten the set plate bolts securely.



Install the mainshaft assembly onto the upper crankcase.

