

FORK


REMOVAL

Remove the front wheel (page 13-9).
Remove the bolts and left brake caliper (page 15-18).


CAUTION:

Do not hang the brake caliper from the brake hose.


Remove the bolt and brake hose joint on each side.



Remove the bolts and front fender.



Loosen the fork top pinch bolt.



When the fork is to be disassembled, loosen the fork cap, but do not remove it yet.

