



## REAR WHEEL/SUSPENSION

Install the drive chain slider onto the swingarm aligning its bosses with the holes in the swingarm.



Install the collars and bolts, then tighten the bolts to the specified torque.

**TORQUE:** 9 N·m (0.9 kgf·m , 6.5 lbf·ft)




## INSTALLATION

Apply thin coat of grease to the swingarm pivot bolt surface.

Install the swingarm into the frame.

Install the left pivot bracket and swingarm pivot bolt from the left side.

Install the left pivot bracket mounting bolts.



Install the drive chain case aligning its slit with the boss on the swingarm.

