


BRAKE PAD/DISC

FRONT BRAKE PAD REPLACEMENT

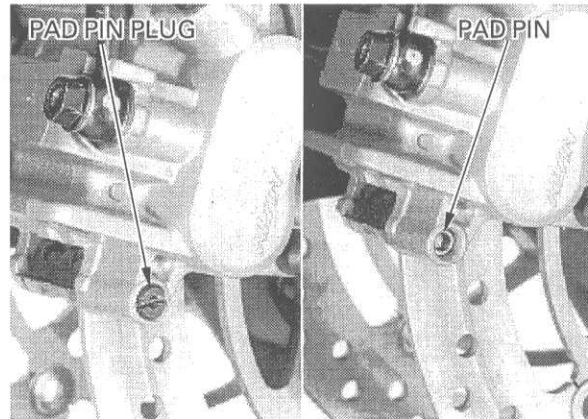
Push the caliper pistons all the way in to allow installation of new brake pad.

NOTE:

Check the brake fluid level in the brake master cylinder reservoir as this operation causes the level to rise.




Remove the pad pin plugs and loosen the pad pins.



Remove the pad pins and brake pads.

Clean the brake caliper inside especially around the pistons.



Make sure that the pad spring is in place.

Always replace the brake pads in pairs to assure even disc pressure.

Install the new brake pads. Push the brake pads against the pad spring, then install the pad pins.

