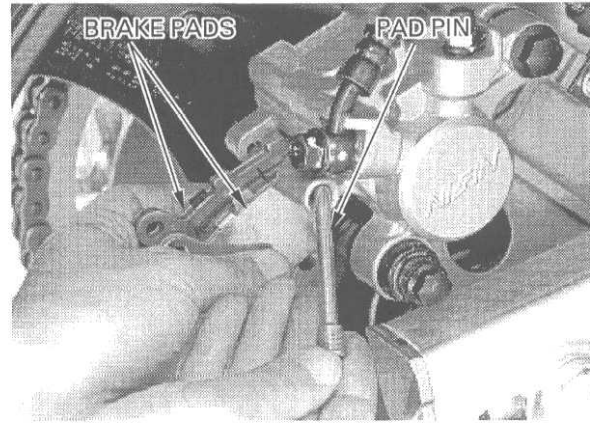


HYDRAULIC BRAKE

Remove the pad pin and brake pads.


Clean the brake caliper inside especially around the pistons.



Always replace the brake pads in pairs to assure even disc pressure.

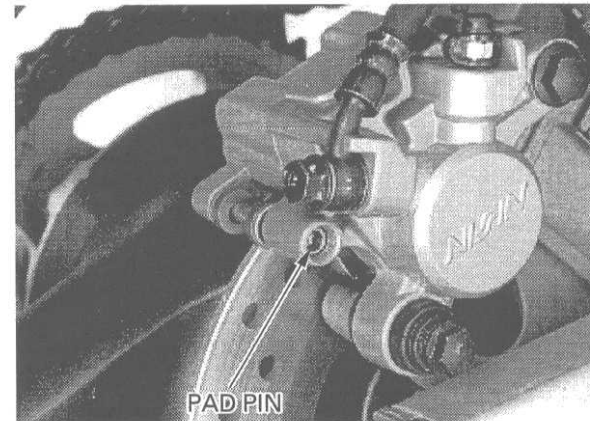
Make sure the brake pad spring is in place. Install the new brake pads.

Install the pad pin while pushing the pads against the pad spring so that the pad ends are positioned onto the retainer on the caliper bracket.



Install and tighten the pad pin.

TORQUE: 18 N·m (1.8 kgf·m , 13 lbf·ft)



Install and tighten the pad pin plug.

TORQUE: 2 N·m (0.25 kgf·m , 1.8 lbf·ft)

