



## DISASSEMBLY

Remove the screw and brake light switch.



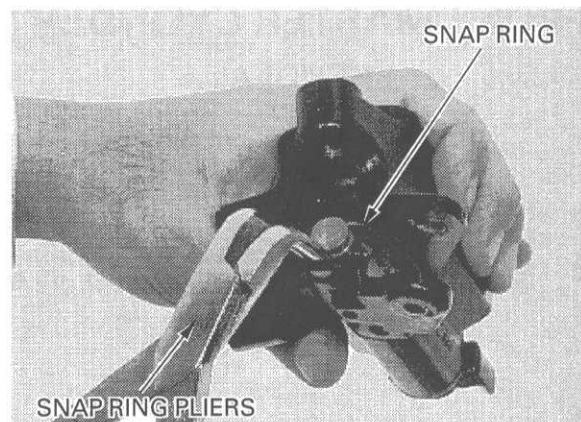
Remove the boot.



Remove the snap ring from the master cylinder body using the special tool as shown.

**TOOL:**  
**Snap ring pliers**

07914-SA50001 or  
07914-3230001



Remove the master piston primary cup and spring.

Clean the inside of the cylinder and reservoir with brake fluid.

