


Shift the transmission into 6th gear and apply rear brake.  
Remove the ignition pulse generator rotor bolt.


**NOTE:**

If the engine is out of the frame, remove the alternator cover (page 10-2) and hold the flywheel with the flywheel holder (07725-0040000), then remove the bolt.




## INSTALLATION

Install the ignition pulse generator rotor by aligning the wide groove with the wide teeth of the crankshaft.



Apply oil to the ignition pulse generator rotor bolt threads, then install the washer and rotor bolt.



Shift the transmission into 6th gear and apply rear brake.  
Tighten the ignition pulse generator rotor bolt to the specified torque.

**NOTE:**

If the engine is out of frame, remove the alternator cover (page 10-2) and hold the flywheel with the flywheel holder (07725-0040000), then tighten the bolt.

