

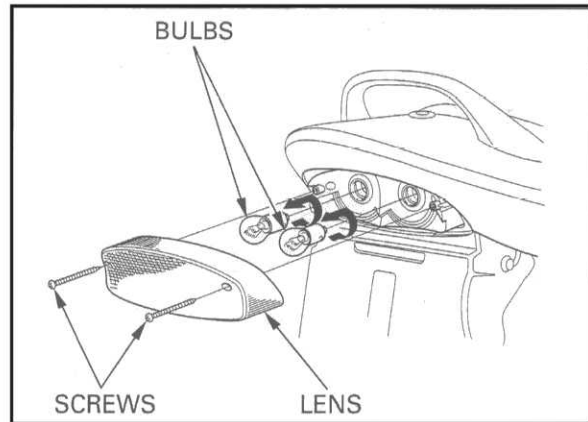
TAIL/BRAKE LIGHT

BULB REPLACEMENT

Remove the screw and tail/brake light lens.

Push the bulb in and turn it counterclockwise, then remove the bulb and replace it with a new one.

Install the bulb in the reverse order of removal.




COMBINATION METER


REMOVAL

Remove the headlight unit (see previous page).

Disconnect the combination meter 6P (Natural) and 6P (Red) connectors.



Disconnect the speedometer cable from the speedometer.



Remove the two socket bolts and combination meter assembly.

