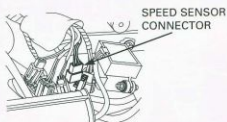
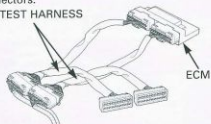


Connect the speed sensor 3P connector.

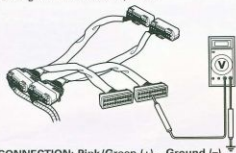


Disconnect the ECM connectors.
Connect the test harness to the wire harness connectors.

ECU TEST HARNESS



Support the motorcycle securely and place the rear wheel off the ground.
Shift the transmission into gear.
Measure the voltage at the test harness terminals with the ignition switch is ON while slowly turning the rear wheel by hand.



CONNECTION: Pink/Green (+) – Ground (-)
STANDARD: Repeat 0 to 5V

Abnormal

- Open or short circuit in Pink/Green wire of the main wire harness

Normal

- Replace the ECM with a new one, and inspect it again