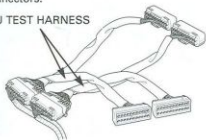
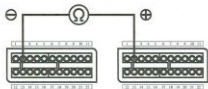


Disconnect the ECM connectors.
Connect the test harness to the wire harness connectors.

ECU TEST HARNESS



Measure the resistance at the test harness terminals.



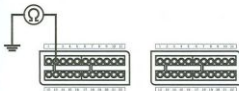
Connection: A2 (-) - B2 (+)
Standard: 9 - 15 (20°C/68°F)

Out of range

- Open circuit in Black/White and/or Pink/Blue wire

Normal

Check for continuity between the test harness terminal and ground.



Connection: A2 - Ground
Standard: No continuity

Continuity

- Short circuit in Pink/Blue wire

No continuity

- Replace the ECM with a new one, and inspect it again