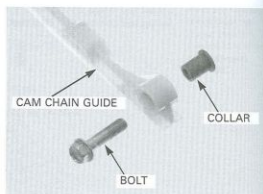


CYLINDER HEAD/VALVES

Install the cam chain guide and bolt/washer.




Install the washer, cam chain tensioner and socket bolt.

Tighten the cam chain guide bolt to the specified torque.


TORQUE:

Cam chain guide bolt:
12 N·m (1.2 kgf·m, 9 lbf·ft)

Install the ignition pulse generator rotor and right crankcase cover (page 17-7).



Install the dowel pins and a new cylinder head gasket as shown.



Install the cylinder head onto the cylinder block.

Apply molybdenum disulfide oil solution to the threads and seating surface of the 9 mm bolts/washers and install them.

Install the two 6 mm flange bolts.

Tighten the 9 mm bolts in a crisscross pattern in 2 - 3 steps to the specified torque.

TORQUE: 48 N·m (4.9 kgf·m, 35 lbf·ft)

