

Install the new lock nut.


Hold the clutch center with the clutch center holder, then tighten the lock nut to the specified torque.

**TOOL:**

Clutch center holder


07724-0050002  
(Equivalent commercially available)

**TORQUE:** 128 N·m (13.1 kgf·m, 95 lbf·ft)

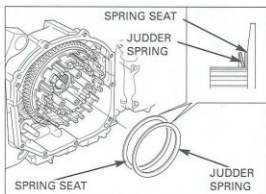


*Be careful not to damage the mainshaft threads.*

Stake lock nut into the mainshaft groove with a punch.



Apply engine oil and install the spring seat and judder spring.



Coat the clutch discs and plates with clean engine oil.

Stack the clutch discs and plates alternately.

