


## REAR WHEEL

## REMOVAL


Support the motorcycle using a safety stand or a hoist, raise the rear wheel off the ground.

Remove the axle nut and washer.




Remove the rear axle.

Derail the drive chain from the driven sprocket, then remove the rear wheel.



Remove the right side collar and dust seal from the wheel right side.



Remove the left side collar and dust seal from the wheel left side.

