


FRAME/BODY PANELS/EXHAUST SYSTEM

Install the left passenger footpeg bracket and tighten the socket bolts to the specified torque.


TORQUE: 26 N·m (2.7 kgf·m, 20 lbf·ft)



Install the rear brake reservoir and tighten the bolt.

Install the following:

- Muffler (page 3-30)
- Rear fender (page 3-19)
- Fuel tank (page 6-36)




EXHAUST PIPE/MUFFLER

REMOVAL

Remove the following:

- Top shelter (page 3-16)
- Under cowls/middle cowls (page 3-7)
- Rear seat cowl (page 3-5)
- Rear fender A (page 3-19)

Remove the radiator lower mounting bolt.



Avoid damaging the radiator fins, remove the bolt and radiator lower bracket from the engine.

