



FRAME/BODY PANELS/EXHAUST SYSTEM

Route the exhaust valve control cable properly, and hook the cable ends with the drive pulley. Install the pulley onto the exhaust valve shaft and tighten the nut. Bend the lock tab over the nut.

Adjust the exhaust valve control cables and tighten the lock nuts securely (page 4-35).

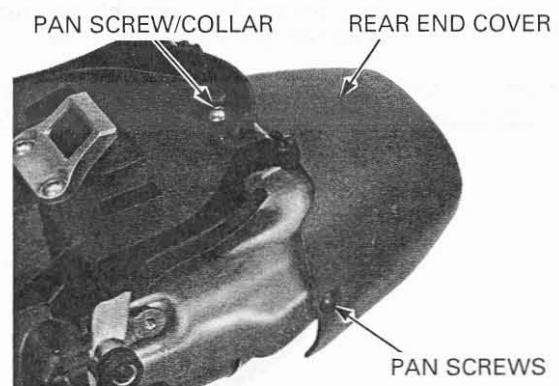


Install the exhaust valve cover and tighten the bolts.



Install the collar between the muffler and rear fender B.

Install the muffler rear end cover and collar. Install and tighten the pan screws securely.



Install the exhaust pipe joint flange and new gasket onto the exhaust joint pipe.

