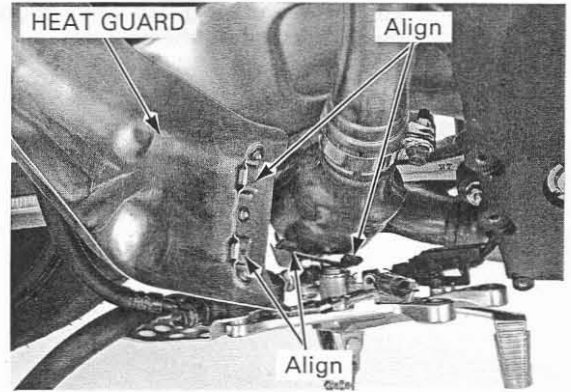



Install the exhaust pipe heat guard while aligning its tabs with the grooves on the exhaust pipe.

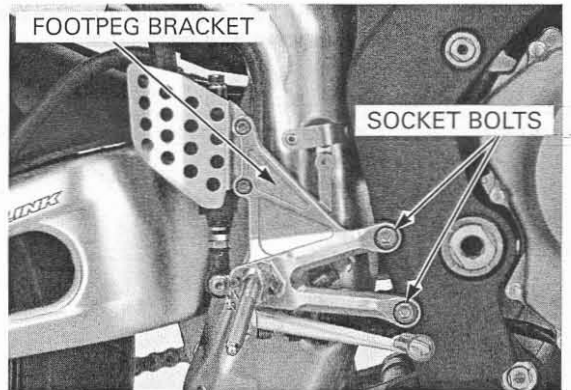


Install and tighten the exhaust pipe heat guard mounting pan screw.



Install the right footpeg bracket onto the frame and tighten the socket bolts to the specified torque.

TORQUE: 37 N-m (3.8 kgf-m, 27 lbf-ft)



Install the right passenger footpeg bracket onto the seat rail, then tighten the socket bolts to the specified torque.

TORQUE: 26 N-m (2.7 kgf-m, 20 lbf-ft)

