



Remove the air duct mounting bolts.



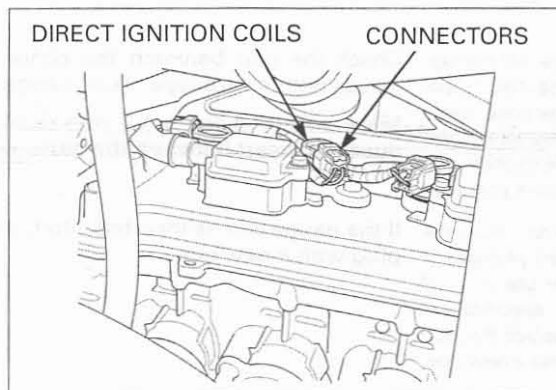
Remove the intake air duct mounting screws. Remove the intake air duct from the air cleaner housing.



*Clean around the spark plug bases with compressed air before removing, and be sure that no debris is allowed to enter the combustion chamber.*

Disconnect the direct ignition coil connectors.

Remove the direct ignition coils from the spark plugs.



Remove the spark plug using the equipped spark plug wrench or an equivalent.

Inspect or replace as described in the maintenance schedule (page 4-4).

