

MAINTENANCE


ENGINE IDLE SPEED

- Inspect and adjust the idle speed after all other engine maintenance items have been performed and are within specification.
- The engine must be warm for accurate idle speed inspection and adjustment.

Warm the engine for about 10 minutes.

Turn the throttle stop screw as required to obtain the specified idle speed.

IDLE SPEED: 1,200 ± 100 rpm



RADIATOR COOLANT

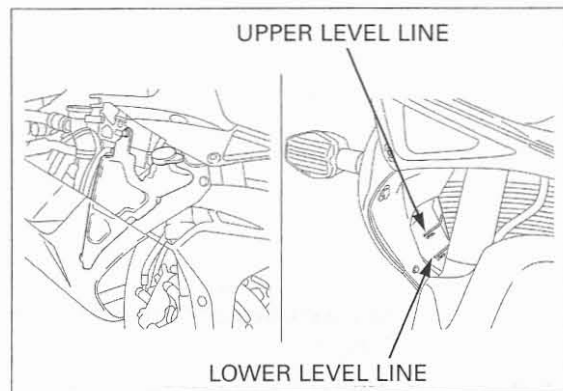
Check the coolant level of the reserve tank with the engine running at normal operating temperature.

The level should be between the "UPPER" and "LOWER" level lines.

If necessary, add recommended coolant.

RECOMMENDED ANTIFREEZE:

High quality ethylene glycol antifreeze containing corrosion protection inhibitors.

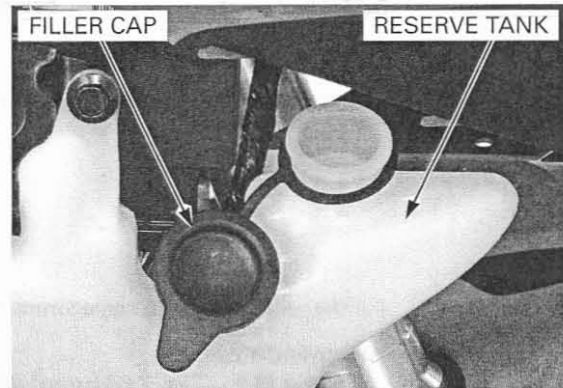


Remove the under cowls/middle cowls (page 3-7).

Remove the reserve tank filler cap and fill to the "UPPER" level line with 1:1 mixture of distilled water and antifreeze.

Reinstall the filler cap.

Install the under cowls/middle cowls (page 3-9).



COOLING SYSTEM

Remove the under cowls/middle cowls (page 3-7).

Check the radiator air passages for clogging or damage.

Straighten bent fins, and remove insects, mud or other obstructions with compressed air or low water pressure.

Replace the radiator if the air flow is restricted over more than 20% of the radiating surface.

