


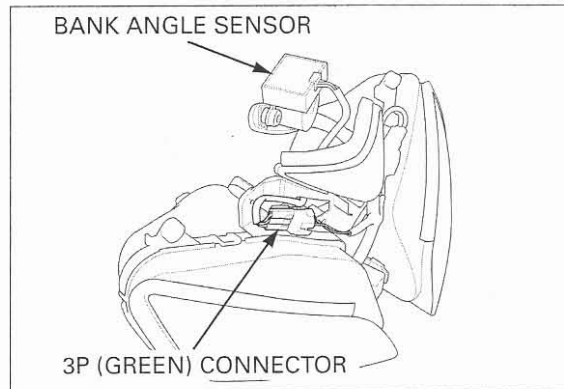
FUEL SYSTEM (Programmed Fuel Injection)

REMOVAL/INSTALLATION

Remove the bank angle sensor mounting nut and sensor from the headlight unit.



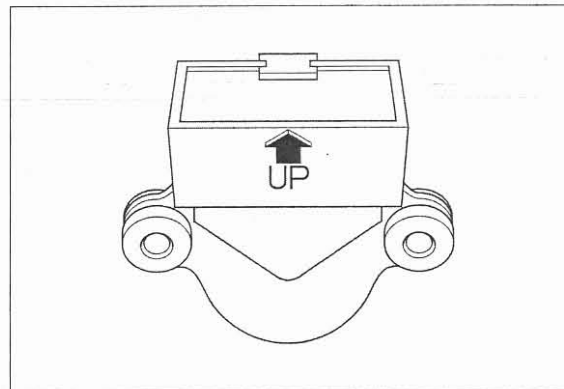
Remove the headlight unit (page 20-5).
Disconnect the bank angle sensor 3P (Green) connector.



Install the bank angle sensor with its "UP" mark facing up.

Installation is in the reverse order of removal.
Tighten the mounting screws to the specified torque.

TORQUE: 1.5 N·m (0.15 kgf·m, 1.1 lbf·ft)



ENGINE STOP RELAY

INSPECTION

Remove the left middle cowl (page 3-7).
Remove relay box from the bracket.

