


ENGINE REMOVAL/INSTALLATION

Install the radiator onto the frame.


Connect the radiator hose and tighten the clamp screw securely.

Connect the oil cooler hose and tighten the clamp screw securely.




Connect the upper radiator hose to the thermostat housing cover and tighten the clamp screw securely.

Connect the ECT sensor 3P (Gray) connector.



Connect the PAIR control valve air hoses to the reed valve cover.

Connect the crankcase breather hose to the cylinder head cover.



Route the rear brake light switch wire properly and clamp it with wire clamps on the right crankcase cover.

