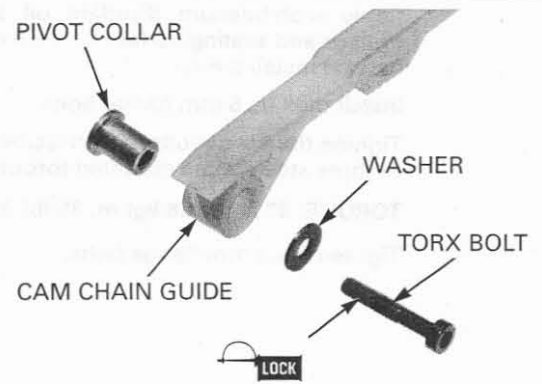
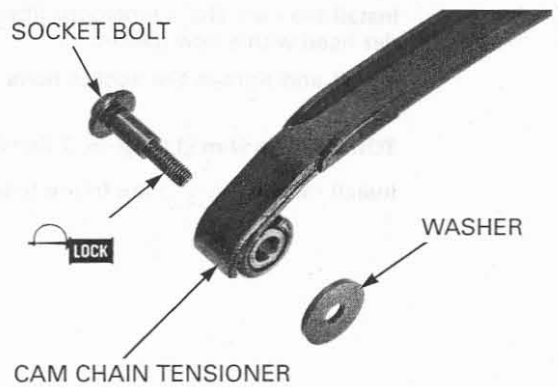


Apply a locking agent to the cam chain guide torx bolt threads.
Install the pivot collar, cam chain guide, washer and torx bolt.



Apply a locking agent to the cam chain tensioner socket bolt threads.
Install the washer, cam chain tensioner and socket bolt.



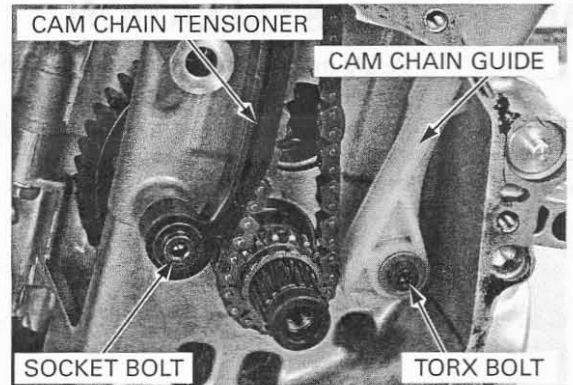
Tighten the cam chain guide torx bolt to the specified torque.

TORQUE: 12 N·m (1.2 kgf·m, 9 lbf·ft)

Tighten the cam chain tensioner socket bolt to the specified torque.

TORQUE: 9.8 N·m (1.0 kgf·m, 7 lbf·ft)

Install the starter clutch (page 10-32) and right crankcase cover (page 10-34).



Install the dowel pins and a new cylinder head gasket as shown.

