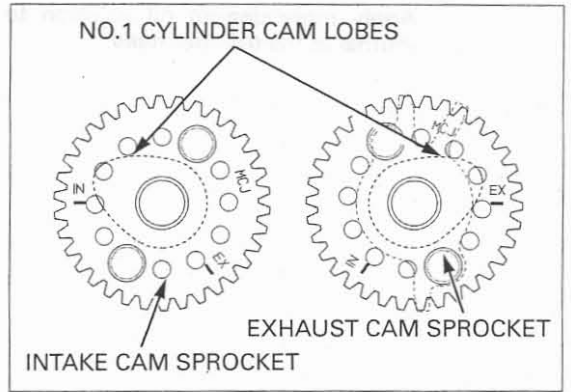
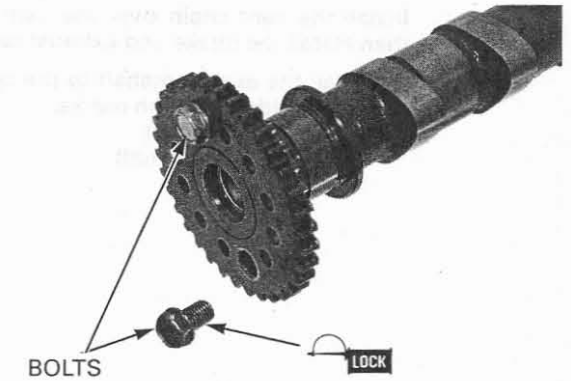


If the cam sprockets are removed, install the cam sprockets onto the camshafts.

- Install the intake cam sprocket with the timing mark (IN) facing outward and the No.1 cam lobes facing up and out as shown.
- Install the exhaust cam sprocket with the timing mark (EX) facing outward and the No.1 cam lobes facing up and out as shown.




Clean and apply a locking agent to the cam sprocket bolt threads.  
Install the cam sprockets and bolts.



*Exhaust camshaft only:* Clean and apply a locking agent to the CMP sensor rotor bolt threads.

*Install the CMP sensor rotor with the No.1 cylinder cam lobes facing up and rotor "OUT" mark facing out as shown.*

Install the CMP sensor rotor and bolts.



Turn the crankshaft clockwise and align the "T" mark on the crankshaft position sensor rotor with the index mark on the right crankcase cover.

