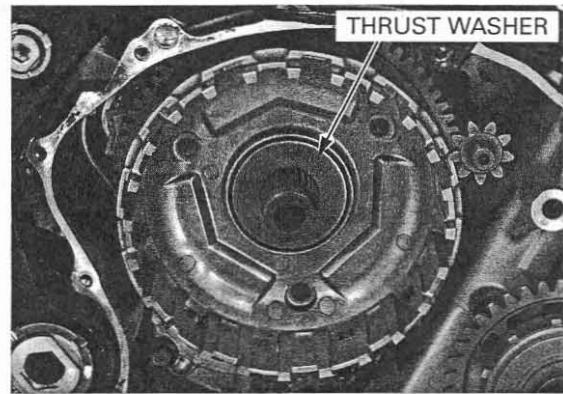



CLUTCH/STARTER CLUTCH

Install the thrust washer.



Install the clutch center and thrust washer.

Install the lock washer with its "OUT" mark facing out.



Apply oil to the threads and seating surface of a new clutch center lock nut, then install it onto the mainshaft.


Hold the clutch center with the special tool and tighten the lock nut to the specified torque.

TOOL:

Clutch center holder

07724-0050002 or equivalent commercially available in U.S.A.

TORQUE: 127 N·m (13.0 kgf·m, 94 lbf·ft)



Be careful not to damage the mainshaft threads. Stake the lock nut into the mainshaft groove with a punch.

