

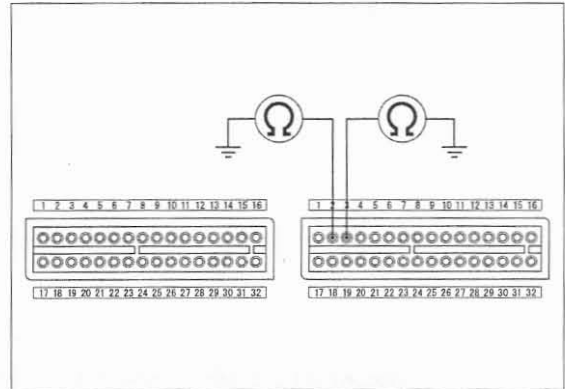
3. Linear Solenoid Short Circuit Inspection

Check for continuity between the test harness and body ground.

Connections: B2 (+) – body ground (-)
B3 (+) – body ground (-)

Is there continuity?

- Yes** – Short circuit in White/green or White/blue wire
- No** – Replace the ECM with a known good one, and recheck

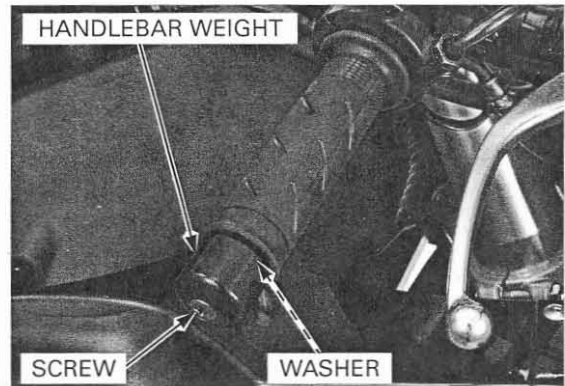


HANDLEBARS

REMOVAL

Support the motorcycle securely using a hoist or equivalent and raise the front wheel of the ground.


Hold the handlebar weight and remove the mounting screw, then remove both handlebar weights/washers.



Disconnect the clutch switch connectors from the switch.

Keep the clutch master cylinder upright to prevent air from entering the hydraulic system.

Remove the master cylinder holder bolts, holder and clutch master cylinder assembly.



Remove the screws and left handlebar switch.

