


FRONT WHEEL/SUSPENSION/STEERING

Do not get grease on the brake discs or stopping power will be reduced.

Install the brake discs with the arrow mark facing the normal rotating direction.
Install new disc bolts and tighten them in a criss-cross pattern in two or three steps.

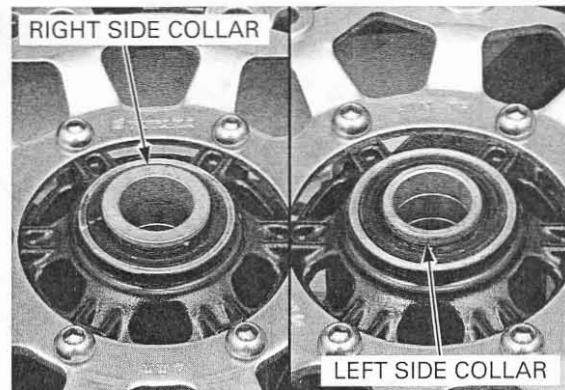
TORQUE: 20 N·m (2.0 kgf·m, 14 lbf·ft)

Apply grease to new dust seal lips.
Install the dust seals into the wheel hub.




INSTALLATION

Install the right and left side collars.



Install the front wheel between the fork legs.
Apply a thin layer of grease to the front axle surface.
Install the front axle from the left side.



Install the axle bolt.
Hold the axle and tighten the axle bolt to the specified torque.

TORQUE: 78 N·m (8.0 kgf·m, 58 lbf·ft)

Tighten the right axle holder pinch bolts to the specified torque.

TORQUE: 22 N·m (2.2 kgf·m, 16 lbf·ft)

