


REAR WHEEL/SUSPENSION

Install the adjusting plate, washer and axle nut.

Adjust the drive chain slack (page 4-26).

Tighten the axle nut to the specified torque.

TORQUE: 113 N·m (11.5 kgf·m, 83 lbf·ft)




SHOCK ABSORBER


REMOVAL

Support the motorcycle securely using a safety stand or hoist and raise the rear wheel off the ground.

Remove the bolts/nuts and shock link.



Remove the shock absorber lower mounting bolt/nut.



Remove the shock absorber upper mounting bolt/nut.
Remove the shock absorber to downward through the swingarm.

