



Apply silicone grease to contact surfaces of the push rod and master piston.  
Install the boot with the push rod.

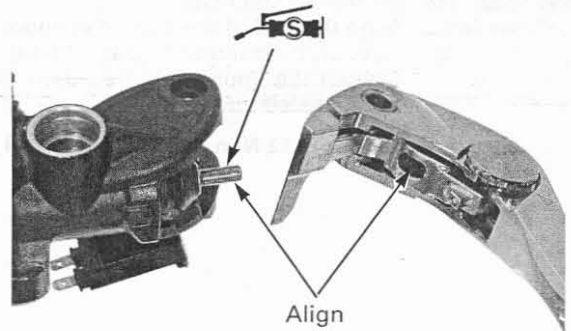


Install the brake light switch and tighten the screw to the specified torque.

**TORQUE: 1.0 N·m (0.1 kgf·m, 0.7 lbf·ft)**



Apply silicone grease to push rod tip.  
Install the brake lever by aligning the hole of brake lever with the push rod.



Apply silicone grease to the brake lever pivot bolt sliding surface.  
Install the brake lever pivot bolt and nut.  
Tighten the pivot bolt to the specified torque.

**TORQUE: 1.0 N·m (0.1 kgf·m, 0.7 lbf·ft)**

Hold the pivot bolt and tighten the pivot nut to the specified torque.

**TORQUE: 5.9 N·m (0.6 kgf·m, 4.3 lbf·ft)**

