

HYDRAULIC BRAKE

Install the step guard and rear master cylinder to the right footpeg bracket, then tighten the master cylinder mounting bolts.

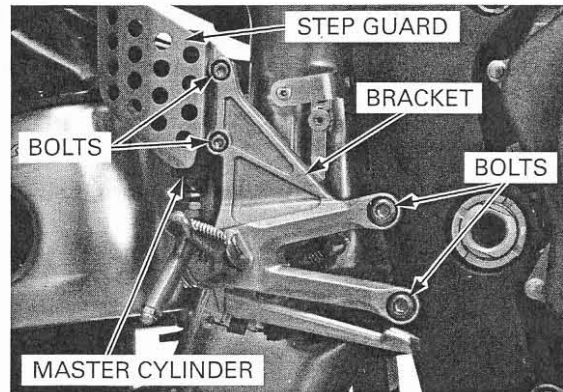
Put the bracket in at the hook of the heat guard.

Install the right footpeg bracket and tighten the bolts to the specified torque.

TORQUE: 37 N·m (3.8 kgf·m, 27 lbf·ft)

Tighten the rear master cylinder mounting bolts to the specified torque.


TORQUE: 9.8 N·m (1.0 kgf·m, 7 lbf·ft)



Install the brake hose with the oil bolt and new sealing washers.


Push the eyelet joint against the stopper, then tighten the oil bolt to the specified torque.

TORQUE: 34 N·m (3.5 kgf·m, 25 lbf·ft)



Install the reservoir and tighten the bolt to the specified torque.

TORQUE: 12 N·m (1.2 kgf·m, 9 lbf·ft)



Install the passenger peg bracket and tighten the bolts to the specified torque.

TORQUE: 26 N·m (2.7 kgf·m, 20 lbf·ft)

