


BATTERY LINE

Measure the voltage between the red wire terminal and green wire terminal.

There should be battery voltage at all time.




GROUND LINE

Check the continuity between the green wire terminal and ground.

There should be continuity at all time.


If all components of the charging system are normal and there are no loose connections at the regulator/rectifier connectors, replace the regulator/rectifier unit (page 17-9).



REMOVAL/INSTALLATION

Disconnect the alternator 3P (Natural) connector and regulator/rectifier 2P (Natural) connector (page 17-8).

Remove the regulator/rectifier mounting bolts.



Remove the regulator/rectifier unit and heat guard plate.

Install the regulator/rectifier unit in the reverse order of removal.

