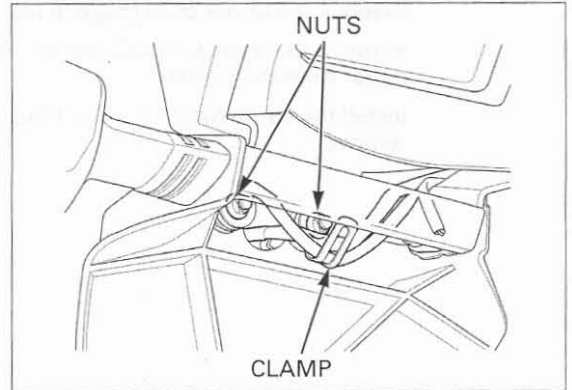



LICENSE LIGHT

BULB REPLACEMENT


Remove the two nuts and wire clamp.



Remove the two screws and joint plate.
Remove the two nuts and lens cover.



Turn the license light bulb socket counterclockwise and remove it from the lens cover.
Remove the bulb from the socket, replace it with new one.



Install the license light bulb socket and lens cover in the reverse order of removal.

