

COOLING SYSTEM

COOLANT REPLACEMENT

REPLACEMENT/AIR BLEEDING

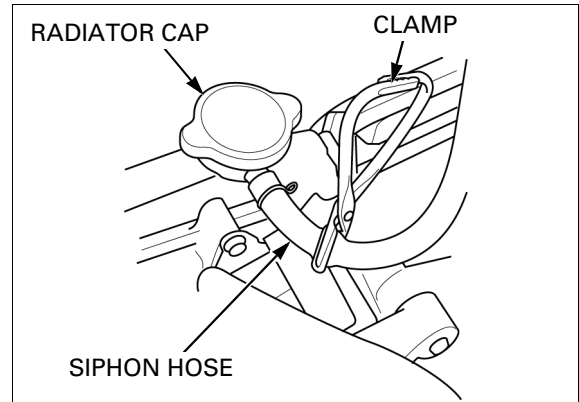
Remove the following:

- Radiator cover (page 3-13)
- Luggage box (page 3-8)


Pinch the siphon hose using a hose clamp.

Remove the radiator cap.


Disconnect the siphon hose from the radiator.
Remove the hose clamp and drain the coolant into the approved pan, then connect the siphon hose to the radiator.



Remove the drain bolt, seal ring and drain the coolant from the radiator.



Remove the drain bolt with sealing washer from the water pump cover and drain the coolant from the engine.



Reinstall the drain bolt with a new sealing washer onto the water pump cover.

Reinstall the drain bolt with a new seal ring onto the radiator and tighten the bolt to the specified torque.

TORQUE: 1 N·m (0.10 kgf·m, 0.7 lbf·ft)

