


Install the four joint bolts and tighten the nuts.
Install the cable stay onto the front carburetor and tighten the screws.



Install the following onto the throttle arm pin:

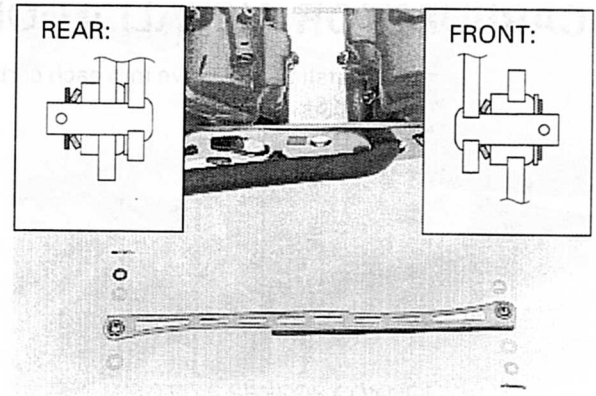
Front carburetor:

Install the plastic cone washer with the concave side facing to the throttle link.


- plastic cone washer
- throttle link
- plastic plain washer
- metallic washer
- new cotter pin

Rear carburetor:

- plastic plain washer
- throttle link
- plastic cone washer
- metallic washer
- new cotter pin



Move the throttle drum and check that throttle valves move smoothly and return automatically without binding.



Connect the water joint hose to the front and rear carburetor heaters.

