



FRONT WHEEL/SUSPENSION/STEERING


Install the handlebar onto the fork, aligning its boss with the groove in the fork top bridge. Install the stopper ring and tighten the handlebar pinch bolt.



Install the right handlebar switch, aligning its locating pin with the hole in the handlebar. Tighten the forward screw first, then the rear screw.



Install the upper throttle housing over the throttle grip pipe flange, aligning its locating pin with the hole in the handlebar. Tighten the forward screw first, then the rear screw.



Install the front brake master cylinder and holder with the "UP" mark facing up. Align the end of the master cylinder with the punch mark on the handlebar, and tighten the upper bolt first, then lower bolt.

TORQUE: 12 N·m (1.2 kgf·m , 9 lbf·ft)

Connect the front brake light switch connectors.

