



Remove the four caliper assembly bolts and separate the caliper body halves.



Remove the following:

- joint seals
- caliper piston A
- caliper piston B

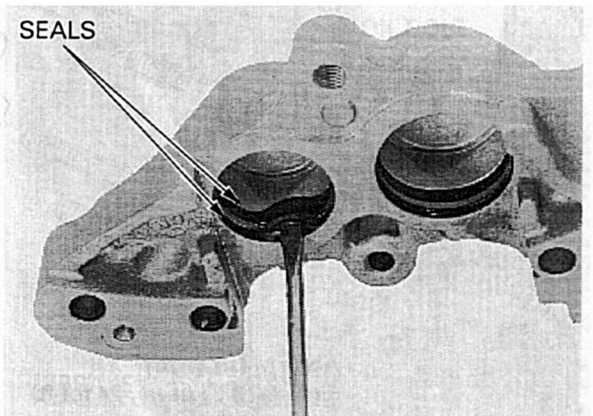


Push the dust seals and piston seals in and lift them out.

**CAUTION:**

*Be careful not to damage the piston sliding surface.*

Clean the seal grooves, caliper cylinders and piston with clean brake fluid.



**INSPECTION**

Check the caliper cylinders and pistons for scoring, scratches or damage.

Measure the caliper cylinder I. D.

- SERVICE LIMITS:**
- Cylinder A:**  
30.29 mm (1.193 in)
  - Cylinder B:**  
27.060 mm (1.0654 in)

